

Product description

Tel.: 49 2162 40025
Fax: 49 2162 40035
info@dsl-electronic.de
www.dsl-electronic.de

DSL
electronic®
GmbH

Battery charging units BLG2024 and BLG3524



- Wide input voltage range 90...132 / 180 ...264VAC switchable
- Power consumption: 300 and 360W
- Battery voltage: 24V
- Charge current: 6.25 or 12.5A max.
- I-U-U charge characteristic (lead-acid / lead-gel) batteries
- Short circuit and reverse polarity protection
- Over temperature protection (OT)
- Safety acc. to IEC 60335-2-29
- CE mark acc. to EMC and low-voltage directive
- LED display of the charging status
- Charging on/off via external contact

General

The automatic charging units BLG0624 and BLG1224 are used for charging batteries with capacities of 40 – 125Ah.

The units work according to the principle of the I – U – U characteristic. The charging unit first starts to charge the discharged battery at a constant current (Constant Current Mode) until the charge end voltage of the battery is reached.

Boost charging at a constant voltage then commences. After that the charger switches to trickle charge. The charging status of the battery is indicated via a two-coloured LED (Red = Battery charging; Green = Battery completely charged).

Ventilation

The BLG1224 is equipped with a ventilator which switches on and off automatically depending on the temperature. The BLG 0624 has a pure convection cooling system. Please note that air convection must not be obstructed.

It is necessary to keep a distance of at least 5 cm to adjacent objects.

Mains connection

The units are connected to the mains via a mains cable (3 x 0.75 mm²) equipped with a safety plug.

The chargers have a mains switch on the back. This must be switched on in order to operate them.

It is vital to check the setting of the voltage selector switch before taking chargers into operation!

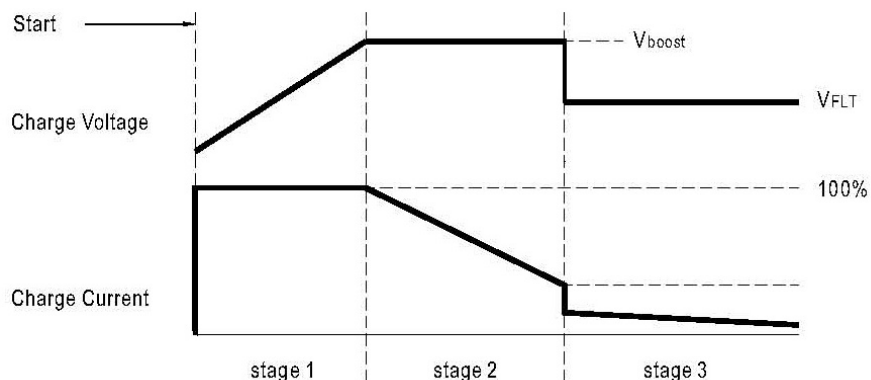
DC connection (battery connection)

The charging unit **MUST** be switched off when the battery is connected to the output terminals.

Charge voltage

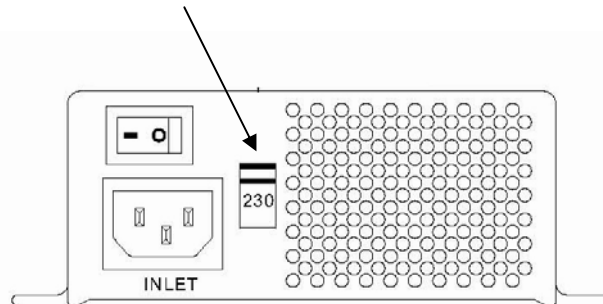
The charge voltage can be set using a potentiometer. The setting range is 26 – 28.8V.

Charge characteristic for BLG0624 and BLG1224

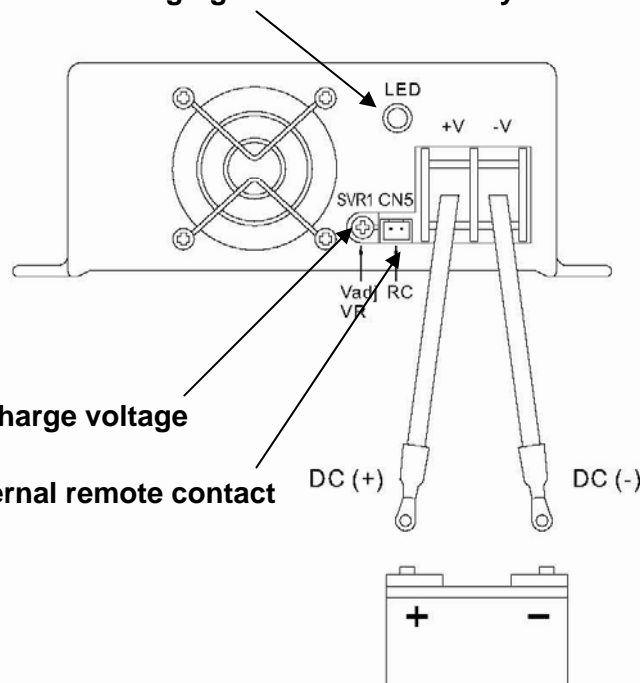


BLG0624 and BLG1224: connections

Voltage selector switch 115 / 230V AC



LED for charging status of the battery



Potentiometer for charge voltage

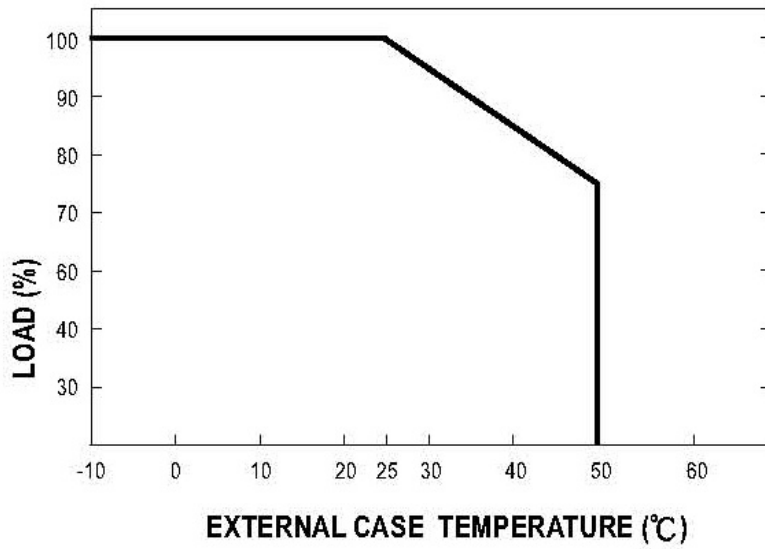
Connection for external remote contact

Remote control of the charging process via remote contact (plug CN5)

The charging unit can be switched on or off via a potential-free external contact. The charging process stops if the contact is closed and the automatic charging process runs if it is open.

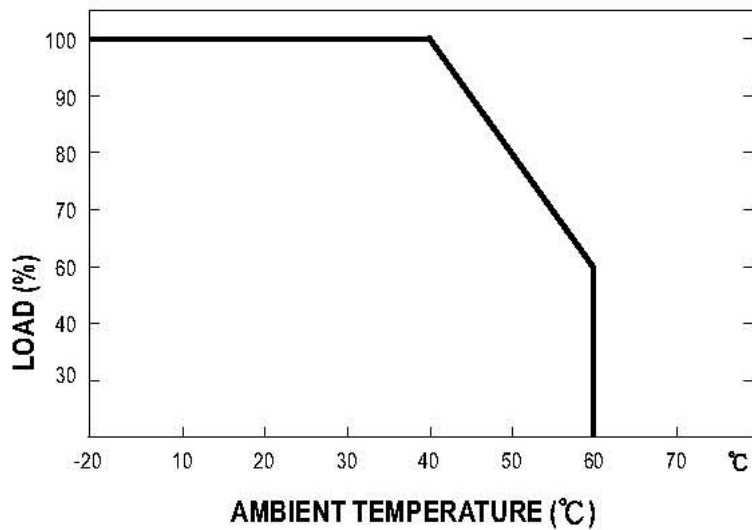
Derating curve for BLG0624

(Permissible power output in % as a function of the external case temperature).



Derating curve for BLG1224

(Permissible power output in % as a function of the ambient temperature)



Notes on safety

These units are designed as charging units and are not suitable for use as power supplies!
 For this reason, please make sure that they are used as charging units only!
 Use for any other purposes voids all warranty claims.

Fire, smoking, naked lights, explosive gases, flames, embers and sparks pose a lethal hazard when handling batteries!
 Escaping gases can pose a fire and explosion hazard.
 Never touch the battery terminals!

BLG0624 and BLG124: Technical data

Battery charging unit BLG0624 and BLG1224		BLG1224: deviating data in ()
<i>Input / output</i>		
Input voltage	90 ... 132 / 180 ... 264VAC switchable	
Input current	3.0A at 230VAC (3.5A at 230VAC)	
Max. inrush current	60A at 230VAC	
Frequency	47...63 Hz	
Output voltage	28.8 V settable from 26.0 ... 28.8V	
Output current	6.25A (12.5A)	
Charge characteristics	I U U characteristic	
Power output	300W max. (360W max.)	
<i>Plug CN5</i>		
Case	JST XHP	
Contact	JST SXH-001T-P0.6	
Remote control	Via potential-free contact	
<i>Standards</i>		
Safety standard	IEC 60335-2-29	
Interference immunity	Complies with EN61000-4-2,3,4,5,6,8,11	
Transient emissions	Complies with EN55022	
Built-in protection	Over voltage, over temperature, short-circuit and polarity reversal at the output	
<i>Other</i>		
Storage temperature	- 40 ...+ 85°C	
Operating temperature	- 20 ...+ 60°C	
Rel. humidity	20 - 90% non-condensed	
Vibration	10 - 500 Hz, 2G 10 min./ 1 period, 60 min. in each axis X, Y, Z	
Dimensions	253 x 135 x 48.5 mm (L x W x H)	
Weight	1.45 kg (1.5 kg)	

BLG 0624 and BLG 1224: Dimensions

